



Fire Prevention Fire Hydrant Flow Test



City of Pompano Beach • Bureau of Fire Prevention
100 West Atlantic Boulevard, Room 220 Pompano Beach, FL 33060
Phone: (954) 786-4695

City of Pompano Beach Fire Prevention will **WITNESS** all fire hydrant flow test that are required for fire flow purposes.

- City of Pompano Beach Code of Ordinances Title IX Chapter 95 Section 95.14(G). Fire hydrant flow tests.
 - The Fire Department shall witness all hydrant flow tests as required for fire protection systems.
 - All fire flow tests shall be in accordance with NFPA 291 and Broward County Amendments F-112.
 - Broward County Amendments F-112(e) - The static pressure at the water main shall be determined by a recorded method for a minimum twenty-four (24) hour period.
 - Morning of fire Hydrant static/residue connection contractor to provide documents of test equipment certification.

Information:

Date:	2/14/25
Company Requesting Flow Test:	Black Fire Protection
Contact Name:	Paul Meighan
Contact Phone Number:	954-774-4981
Email Address:	meighanblackfire@gmail.com
Associated Application Number:	
Associated Project Name:	1600 S Federal Hwy

Proposed Date/Time for Fire Hydrant Flow Test: (8am – 9am)

- Request Hydrant Flow Test minimum 72 hours in advance.
- Connection of Fire Hydrant for 24 hour static/residual must be between 0730hrs and 0830hrs.

Requested Date:	3/4/25	Time:	8:30am
Alternate Date:	3/5/25	Time:	8:30am

Fire Hydrant Flow Test Location:

Hydrant Location - Static/Residual:	PW - HYD-66-1407
Hydrant Location - Flow:	PW - HYD-66-1406

Fire Hydrant Flow Test Witness Fee:

There is a \$150.00 fee for performing each flow test. All tests will be completed within 5 business days. Please include map/sketch showing streets/cross streets & locations of flow and residual fire hydrants. Return flow test application to the Bureau of Fire Prevention with form of payment for \$150.00.

Make check and money orders payable to "CITY OF POMPANO BEACH"
If mailing in application with payment send to the addressed listed below.

Pompano Beach Fire Prevention
100 W. Atlantic Blvd. – Room 220
Pompano Beach, FL 33060
Paid 3-5-25

NOTE TO TREASURY: Post to 001-0000-367.30-00

	Yes	No	
Flow Test Equipment Certification:			Date:

Fire Hydrant Id	Flow Pitot PSI	Flow GPM	Static Pressure 24 hr. Low PSI	Static Pressure Before Flow	Residual PSI During Flow	Tip Size
1406	2 @ 11 psi	517 + 517 = 1034				2"

Total Hydrant Flow:

- Fire Flow Data to be completed and entered on site.
- Fire flow data provided to Fire Prevention at a later date, must be signed/sealed by the Engineer of Record.

PZ24 12000027
Person Conducting Flow Test:
11/19/2025

Fire Inspector Witnessing Flow Test:



Fire Flow Report



City of Pompano Beach • Bureau of Fire Prevention
100 West Atlantic Boulevard, Room 220 Pompano Beach, FL 33060
Phone: (954) 786-4978

Date: ____/____/____ P.R.A. Number: _____

Project Name: _____
Project Address: _____
Contact Name: _____
Company Name: _____
Mailing Address: _____
City: _____ State: _____ Zip Code: _____
Phone Number: _____ Fax Number: _____
Email Address: _____

Proposed Building Information:

- ❖ Fire hydrant flow test must have been completed within a 12 month period for the address or project.
- ❖ Fire Flow. The flow rate of a water supply, measured at 20 psi residual pressure that is available for firefighting.
- ❖ Fire Flow Area. The floor area, in square feet, used to determine the required fire flow.
- ❖ A reduction in required fire flow of 75 percent shall be permitted when the building is protected throughout by an approved automatic sprinkler system. The resulting fire flow shall not be less than **1000 gpm**.

Building Type and Size – As per NFPA Building Type Classifications (Refer to NFPA 1 chapter 18, Table 18.4.5.1.2 and Annex I)

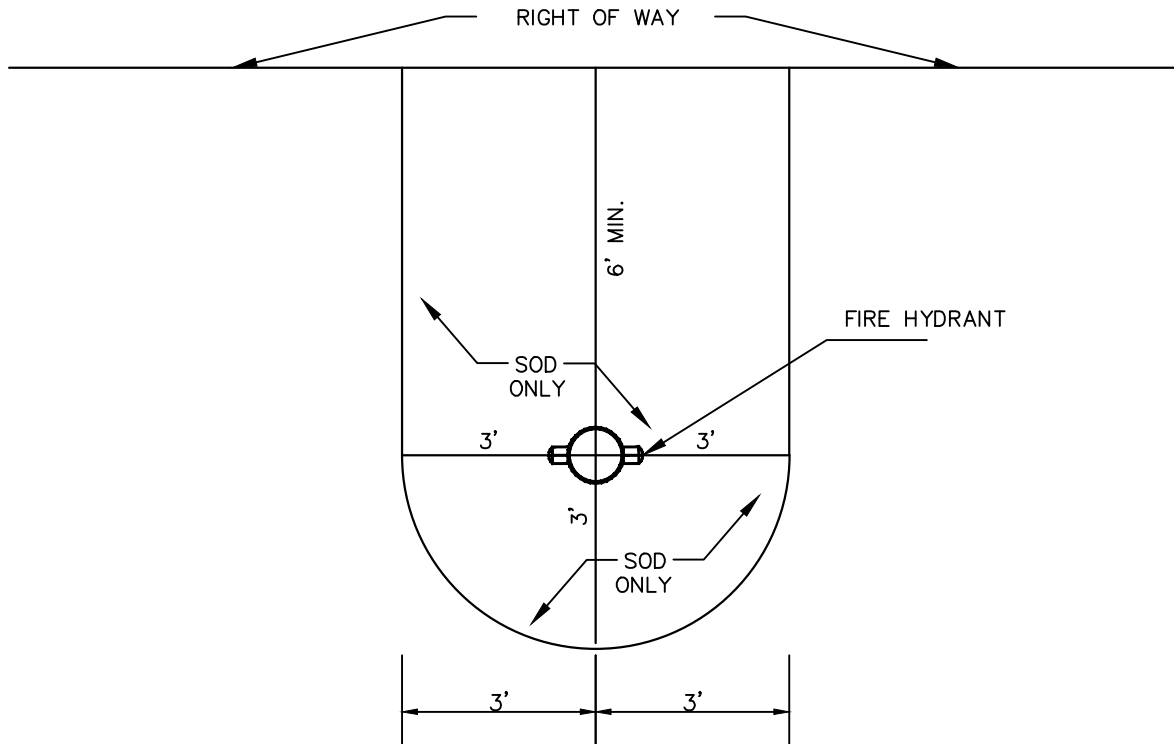
Building Construction Type: _____
Gross Square Footage (Fire Flow Area): _____
Construction Type I(442), I(332), II(222) Square Footage of three largest floors: _____
Building Sprinkled: Yes: _____ No: _____
Required Fire Flow (GPM): _____
Fire Flow 75% Reduction (GPM): _____
Number of Hydrant Required: _____

Construction Cross Reference:	
I(442)	
I(322)	IA
II(222)	IB
II(111)	IIA
II(000)	IIB
III(211)	IIIA
III(200)	IIIB
IV(2HH)	IV
V(111)	VA
V(000)	VB

New Site Development:

- Label all existing/proposed water main sizes and location.
- Point of connections to public water.
 - Minimum two connections (looped system) for projects with a combination of multiple fire hydrants or systems that supply hydrants, fire sprinklers and domestic water supply.
- Fire hydrants and fire sprinkler supplies must have a separate taps on a looped supply.
- Location of minimum required fire hydrants.
 - Private hydrants painted silver.
 - Blue road marker in center of road lane.
- Location/size of fire sprinkler undergrounds.
- Location of fire sprinkler fire department connection.
 - Red road marker in center of road lane.

PZB
PZ24- 12000027
11/19/2025



REQUIREMENTS APPLY TO FIRE HYDRANTS. SIAMESE CONNECTIONS AND ANY OTHER FIRE EQUIPMENT FOR UTILIZING A FIRE HOSE, ON PRIVATE OR PUBLIC PROPERTY.

3' FROM ALL WORKING SIDES, 3' FROM REAR. SOD ONLY IN THESE AREAS.

THE CLEAR ZONE SHALL BE FREE OF LANDSCAPE, (EXCEPT SOD), MAILBOXES, PARKING SPACES, LIGHT-POSTS AND ALL OTHER OBJECTS.

EXCEPTIONS: OTHER FIRE FIGHTING EQUIPMENT OR TRAFFIC POSTS TO PREVENT FIRE FIGHTING EQUIPMENT.

THIS DIAGRAM SHALL APPEAR ON ALL LANDSCAPE PLANS PRIOR TO APPROVAL.

FIRE HYDRANT CLEAR ZONE

LANDSCAPE STANDARDS

FIRE HYDRANT CLEAR ZONE

APPROVED BY:

URBAN FORESTER

DATE: MARCH 2020
DWG. NO.

300-1

REVISIONS

BY DATE

TCW APRIL 2010

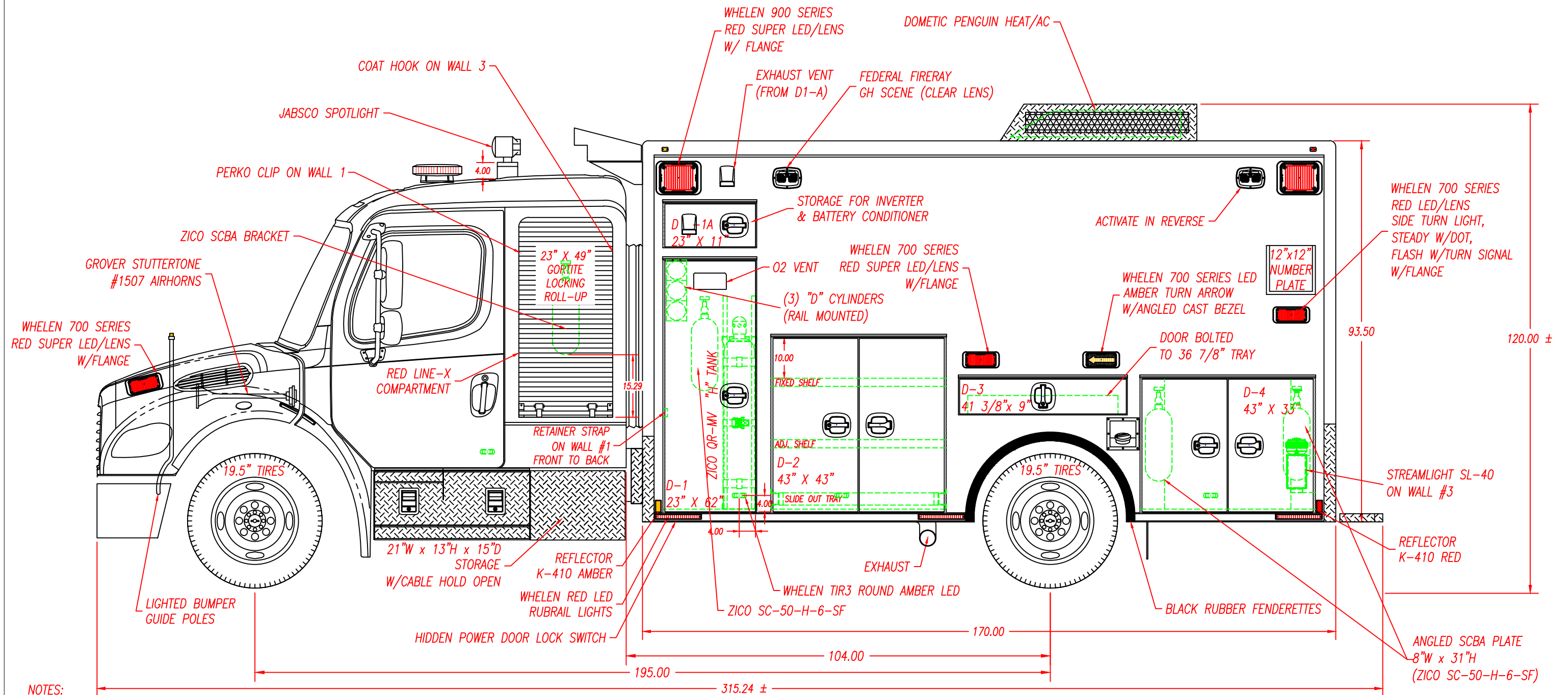
PZ24-12000027

11/19/2025

URBAN FORESTRY

CITY OF POMPANO BEACH

SCALE: N.T.S.



NOTES:

- 1) POWER DOOR LOCKS ON MODULE COMPARTMENT & ENTRY DOORS EXCEPT D-3, P-3, & R-1 - WIRE TO OEM CHASSIS DOOR LOCKS
- 2) INSTALL VISTA ROPE LIGHTING IN EXTERIOR COMPARTMENTS ILOS
- 3) INSTALL WHELEN TIR3 AMBER LED (4" UP AND 4" OVER) ON INTERIOR DOOR LINERS OF ALL REAR FACING COMPARTMENT, ENTRY, AND CAB DOORS.
- 4) INSTALL 4" ROUND WHITE LIGHT IN CEILING OF D1-A COMPT.

PZB

CUSTOMER APPROVAL:
PZ24-12000027
DEALER APPROVAL:
11/19/2025

DATE:

DATE:

REVISION LEGEND
C-COT
D-DEALER
E-ENGINEERING
F-FAB DEPT.
P-PRODUCTION
R-RED ROOM

BY	DATE	REVISIONS																	
		1	2	3	4	5	6	7	8	9	10	11	12	13	14	15	16	17	18
1																			
2																			
3																			
4																			
5																			
6																			
7																			
8																			
9																			
10																			

DIMENSIONS SHOWN ARE APPROXIMATE AND ARE SUBJECT TO MINOR DEVIATION AS MAY OCCUR OR BE NECESSARY IN CONSTRUCTION. MINOR DETAILS NOT SHOWN. THESE PRINTS ARE FOR GRAPHICAL REPRESENTATION ONLY AND SHOULD NOT BE USED FOR DESIGN PURPOSES

BE READY. BE SURE.
MEDTEC™

CUSTOMER -

POMPANO BEACH FIRE RESCUE

DRAWN BY - TW

CHASSIS - FREIGHTLINER

DATE - 1/27/11

SHEET NO. - 1 OF 21

MODEL -

M-170-A

ORDER NO.

(18)-BID

TITLE - STREETSIDE EXT

SCALE - 1/2" = 1'

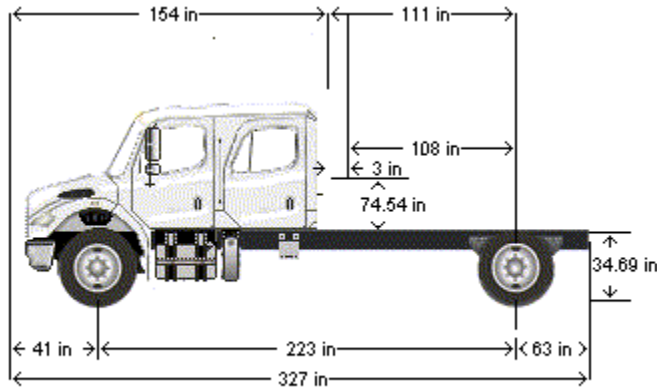
DRAWING NO.

POMPANO-11

Prepared for:
PURCHASING .
ETR LLC
700 S French Ave
SANFORD, FL 32771
Phone: 407-339-6737

Prepared by:
Ryan Partin
ORLANDO FREIGHTLINER
2455 S. ORANGE BLOSSOM
TRAIL
APOPKA, FL 32703
Phone: 4072953846

DIMENSIONS



VEHICLE SPECIFICATIONS SUMMARY - DIMENSIONS

Model M2106
Wheelbase (545) 5675MM (223 INCH) WHEELBASE
Rear Frame Overhang (552) 1600MM (63 INCH) REAR FRAME OVERHANG
Fifth Wheel (578) NO FIFTH WHEEL
Mounting Location (577) NO FIFTH WHEEL LOCATION
Maximum Forward Position (in) 0
Maximum Rearward Position (in) 0
Amount of Slide Travel (in) 0
Slide Increment (in) 0
Desired Slide Position (in) 0.0
Cab Size (829) 154 INCH BBC HIGH-ROOF ALUMINUM CONVENTIONAL CREW CAB
Sleeper (682) NO SLEEPER BOX/SLEEPER CAB
Exhaust System (016) RH OUTBOARD UNDER STEP MOUNTED HORIZONTAL AFTERTREATMENT SYSTEM ASSEMBLY
WITH LH HORIZONTAL TAILPIPE EXITING FORWARD OF REAR TIRES

TABLE SUMMARY - DIMENSIONS

PZB

Application Version 11.3.004
Data Version PRL-23M.041
PZ24- 12000027
11/19/2025
Panama Beach FL Fire Rescue



11/12/2020 11:42 AM

Page 17 of 18